



Year 1 – Summer 1 – Art – Pupil Knowledge Organiser



What do I already know?	What am I learning now?
<ul style="list-style-type: none"> The primary colours are: Red, Yellow and Blue. The secondary colours are: Orange, Green and Purple. Different colours are used for specific things. Greens are used for nature, like grass and leaves. Blue are used for the sky and sea. Different brushes have different uses. 	<ol style="list-style-type: none"> Who was Georgia O’Keeffe? How did O’Keeffe use colours in her paintings? How did O’Keeffe use shapes in her paintings? Can I experiment with colour and shape like O’Keeffe? How can I create my own painting inspired by O’Keeffe? How can I complete and evaluate my artwork?

Significant People	Key Knowledge: Colour Theory	Key Vocabulary
--------------------	------------------------------	----------------

Georgia O’Keeffe



- Known for her paintings of flowers.
- Used bright, bold colours and large, flowing shapes.
- Was inspired by nature.
- Zoomed in on flowers to show their details.

Key Knowledge: Colour Theory



The primary colours are:
Red, Yellow and Blue.




Reds, oranges, and yellows make paintings feel lively.

Key Vocabulary


primary colour
A colour that cannot be made by mixing other colours.

secondary colour
A colour made by mixing two primary colours.


mixing
Combining colours to create new ones.

shape
The outline of something, like a circle, square, or petal.


Key Knowledge: Brush Technique



Different brushes have different uses.

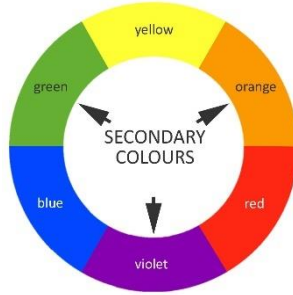


Thick or wide brushes can cover a bigger surface.




Small or thin brushes are used to add details.

The secondary colours are:
Orange, Green and Purple.



Blues and purples make paintings feel calm.



paintbrush
A tool used to put paint onto paper or canvas.

width
How wide or narrow something is.

brushstroke
The mark made by a paintbrush on paper or canvas.

experimenting
Trying out different ideas to see what happens.